



National
Qualifications
2017

X749/77/11

Modern Studies

FRIDAY, 19 MAY

9:00 AM – 12:00 NOON

Total marks — 90

Attempt ONE Section only

SECTION 1 — POLITICAL ISSUES AND RESEARCH METHODS — 90 marks

Part A – Attempt TWO questions

Part B – Attempt BOTH questions

SECTION 2 — SOCIAL ISSUES, LAW AND ORDER AND RESEARCH METHODS — 90 marks

Part A – Attempt TWO questions

Part B – Attempt BOTH questions

SECTION 3 — SOCIAL ISSUES, SOCIAL INEQUALITY AND RESEARCH METHODS — 90 marks

Part A – Attempt TWO questions

Part B – Attempt BOTH questions

Write your answers clearly in the answer booklet provided. In the answer booklet you must clearly identify the question number you are attempting.

Use **blue** or **black** ink.

Before leaving the examination room you must give your answer booklet to the Invigilator; if you do not, you may lose all the marks for this paper.



* X 7 4 9 7 7 1 1 *

SECTION 1 — POLITICAL ISSUES AND RESEARCH METHODS — 90 marks

PART A — Attempt TWO questions — 60 marks

Question 1 — Power and influence

“The electoral system is the key factor in encouraging or discouraging multi-party representation.”

Discuss, with reference to the UK/Scotland **and** any other country/countries you have studied.

30

Question 2 — Living political ideas

“Socialism is an ideology with little relevance in modern political systems.”

Discuss, with reference to the UK/Scotland **and** any other country/countries you have studied.

30

Question 3 — Political structures

“Uncodified constitutions are preferable to codified constitutions.”

Discuss, with reference to the UK/Scotland **and** any other country/countries you have studied.

30

PART B — Attempt BOTH questions — 30 marks**Question 4**

You are researching corruption in politics.

To what extent would covert participant observation be the best method for investigating this issue?

In your answer you should make reference to relevant examples.

15

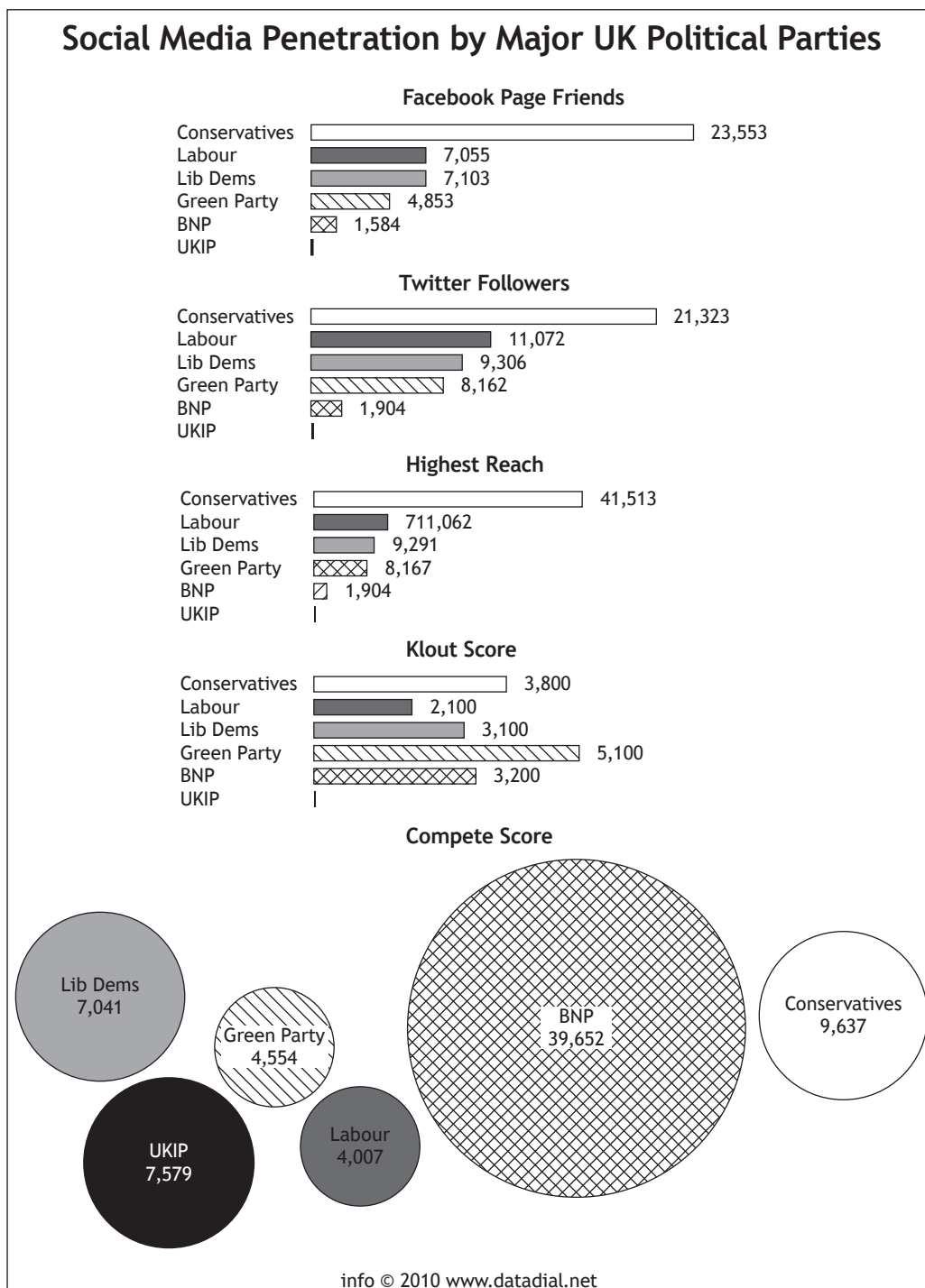
[Turn over

Question 5

To what extent can **Source A** be considered trustworthy?

15

Source A



Question 5 (continued)

Source A (continued)

Methodology

Adapted from: Blog Post by Matt Sawyer, Head of Search Engine Optimisation and Social Media Marketing, on DataDial.

DataDial is a small (15), personable team who enjoy learning and love the web. For over 12 years, they have developed and promoted sites for numerous clients in many different sectors including Automotive, Charity, Children, Corporate Services, Fashion, Financial, Food and Wine, Health and Beauty, Home and Garden, Photography and Personal, Public Relations, Publishing, Recruitment and Travel. Matt is one of the most influential SEOs in the UK, a fact that is backed by his incredibly large (35.4K) following on Twitter.

“With the UK elections fast approaching I thought it would be interesting to take a look at how well the major UK political parties were using social media to connect with voters.

With Barack Obama famously using social media to court the youth vote in the US elections, social media is now a viable platform for politicians to connect with people on a large scale. Barack Obama has active Twitter and Facebook profiles, and he also has the most important Wikipedia page online. His Klout score tops the list at 99. All of the UK parties are maintaining a social media presence, with Facebook pages, Twitter and YouTube accounts prominently linked from their respective websites. To take a snapshot of activity and a gauge of its success I recorded the following metrics:

- Facebook page friends
- Twitter followers
- Twitter tweets
- Twitter reach
- Klout score — a measure of Twitter influence*
- Compete score — a measure of website traffic.”

* The Klout Score is a number between 1–100 that represents your influence. When you share something on social media or in real life and people respond, that’s influence. The more influential you are, the higher your Klout Score.

[Turn over

SECTION 2 — SOCIAL ISSUES, LAW AND ORDER AND RESEARCH METHODS — 90 marks**PART A — Attempt TWO questions — 60 marks****Question 6 — Understanding the criminal justice system**

“Recent criminal justice issues show that aspects of current systems are failing.”

Discuss, with reference to the UK/Scotland **and** any other country/countries you have studied.

30**Question 7 — Understanding criminal behaviour**

“Criminal behaviour within societies cannot be explained by one single theory of crime.”

Discuss, with reference to the UK/Scotland **and** any other country/countries you have studied.

30**Question 8 — Responses by society to crime**

“Penal systems have had no significant impact on reoffending.”

Discuss, with reference to the UK/Scotland **and** any other country/countries you have studied.

30

PART B — Attempt BOTH questions — 30 marks**Question 9**

You are researching crimes committed by gangs in the UK.

To what extent would covert participant observation be the best method for investigating this issue?

In your answer you should make reference to relevant examples.

15

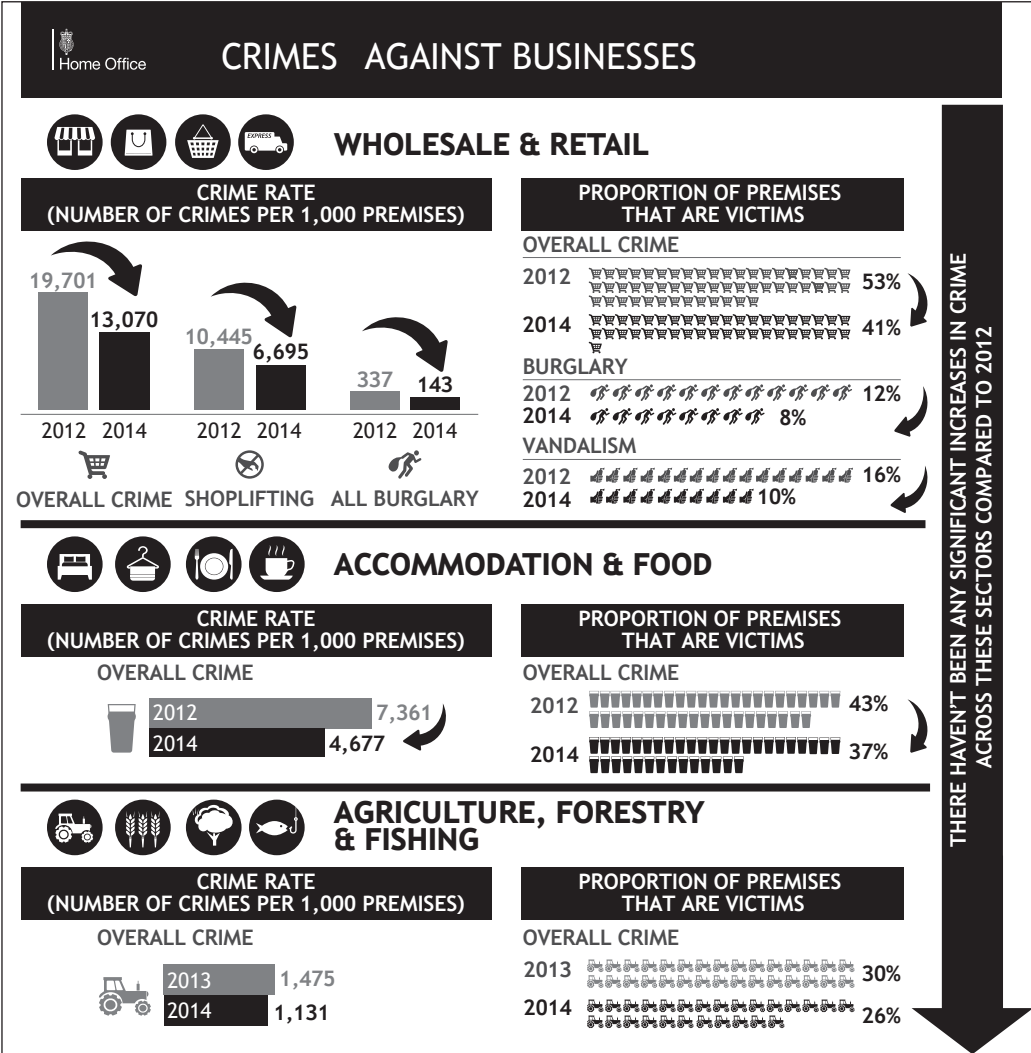
[Turn over

Question 10

To what extent can **Source B** be considered trustworthy?

15

Source B



Question 10 (continued)

Source B (continued)

Methodology

The 2014 Commercial Victimisation Survey (CVS) is the third of a series of Home Office surveys covering crime against businesses, which began with the 2012 CVS. There are plans to repeat the survey in 2015, 2016 and 2017. Prior to this, the survey was run in 1994 and 2002. CVS is a telephone survey in which respondents from a representative sample of business premises in England and Wales are asked about crimes experienced at their premises in the 12 months prior to interview.

The sample was drawn from the Interdepartmental Business Register (IDBR), a list of UK businesses covering 99% of UK economic activity, which is maintained by the Office for National Statistics (ONS) and widely used as a sample frame for national surveys of businesses. Companies are included on the IDBR if they are registered with HM Revenue and Customs (HMRC) for VAT purposes, operate a PAYE scheme, or are registered at Companies House. In practice, the VAT registration threshold means that all companies in the UK with a turnover of taxable goods and services over £79,000 per annum were included in the sample. The sample was stratified by size and industry sector to ensure that there was an adequate number of interviews for analysis of different sized businesses within each sector.

Estimates for the 2014 CVS are based on 4,080 interviews with respondents at premises in the wholesale and retail, accommodation and food, and agriculture, forestry and fishing industry sectors. Fieldwork was carried out between August and November 2014 and the survey achieved a response rate of 54%.

Data are weighted to take account of both non-response and the stratification of the original sample.

[Turn over

SECTION 3 — SOCIAL ISSUES, SOCIAL INEQUALITY AND RESEARCH METHODS — 90 marks**PART A — Attempt TWO questions — 60 marks****Question 11 — Understanding social inequality**

“A lack of social mobility is to blame for inequality within societies today.”

Discuss, with reference to the UK/Scotland **and** any other country/countries you have studied.

30**Question 12 — Impact of inequality**

“The gap between the rich and poor does not just harm the poor, it harms us all.”

Discuss, with reference to the UK/Scotland **and** any other country/countries you have studied.

30**Question 13 — Responses to social inequality**

“State welfare programmes have reduced the growth of social inequality in recent years.”

Discuss, with reference to the UK/Scotland **and** any other country/countries you have studied.

30

PART B — Attempt BOTH questions — 30 marks**Question 14**

You are researching discrimination in the workplace in the UK.

To what extent would covert participant observation be the best method for investigating this issue?

In your answer you should make reference to relevant examples.

15

[Turn over

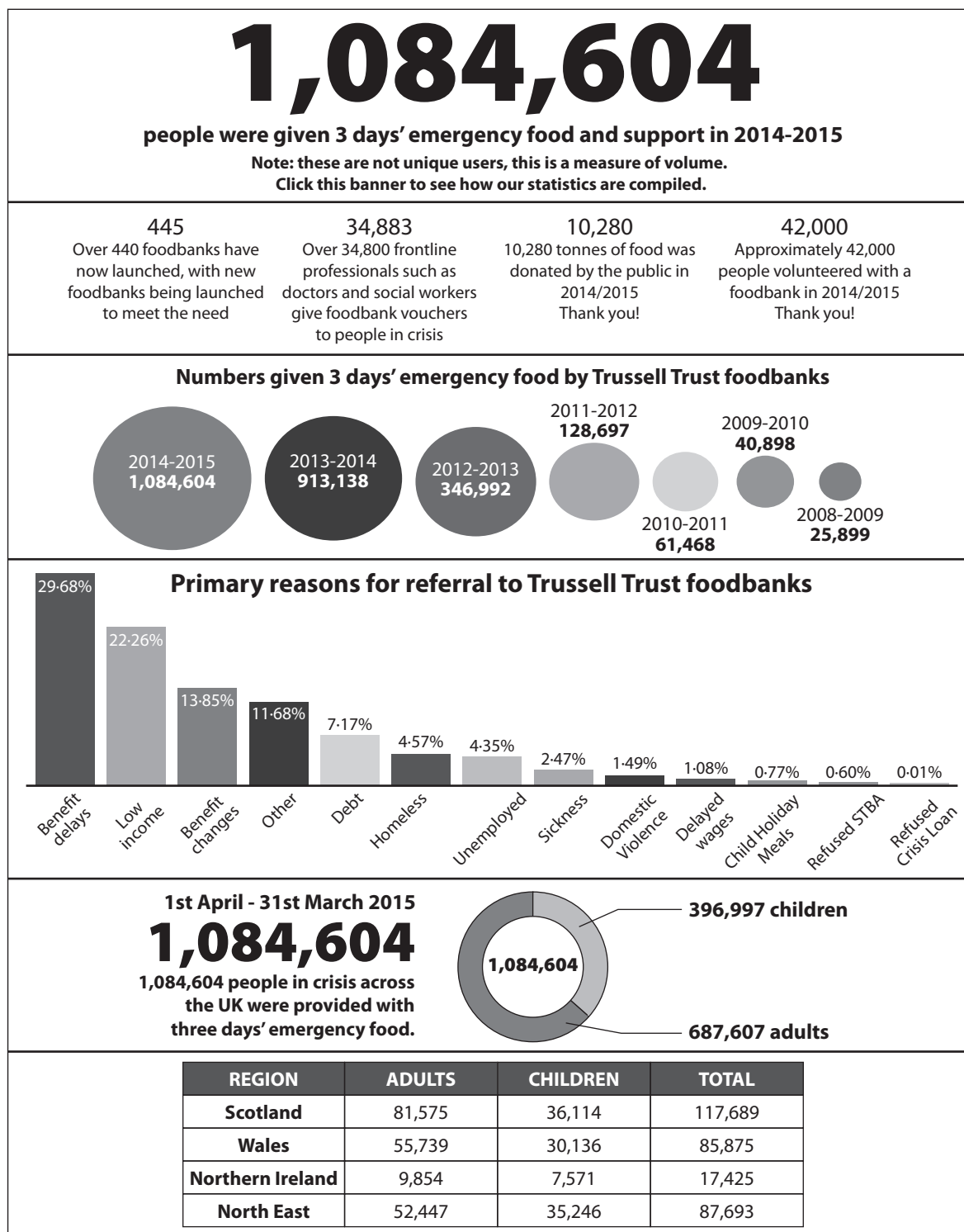
PART B (continued)

Question 15

To what extent can Source C be considered trustworthy?

15

Source C



Question 15 (continued)

Source C (continued)

Methodology

Trussell Trust statistics are collected using an online data collection system into which foodbanks enter the data from each foodbank voucher. The system records the number of adults and children given three days' emergency food. Trussell Trust figures have always been reported in this way. We cannot measure unique users on a national scale, but recent detailed evidence collected from a range of foodbanks indicates that on average 49% of foodbank users only needed one foodbank voucher in a year, and that only 15% needed help more than three times in a year. On average, people needed two foodbank vouchers in a year.

Trussell Trust data collection seeks to comply with ONS guidance. The Trussell Trust receives technical advice from a former senior government statistician. The Trussell Trust publishes figures on use of their foodbanks annually and half-yearly, as part of a regular publication scheme.

Trussell Trust figures cannot be used to fully explain the scale of food poverty across the UK, because our figures only relate to Trussell foodbanks and not to the hundreds of other independent food aid providers. There is no official data on other food aid projects, but estimates suggest there are likely to be the same number again of non-Trussell Trust foodbank style projects in the UK.

[END OF QUESTION PAPER]

[BLANK PAGE]

DO NOT WRITE ON THIS PAGE

[BLANK PAGE]

DO NOT WRITE ON THIS PAGE

ACKNOWLEDGEMENTS

Part B Question 5 – Statistics and article are adapted from www.datadial.net. Reproduced by kind permission of DataDial Ltd.

Part B Question 10 – Infographic and article are adapted from The 2014 Commercial Victimisation Survey by The Home Office. Contains public sector information licensed under the Open Government Licence v3.0.

Part B Question 15 – Statistics and article are adapted from www.trusselltrust.org. Reproduced by kind permission of The Trussell Trust.